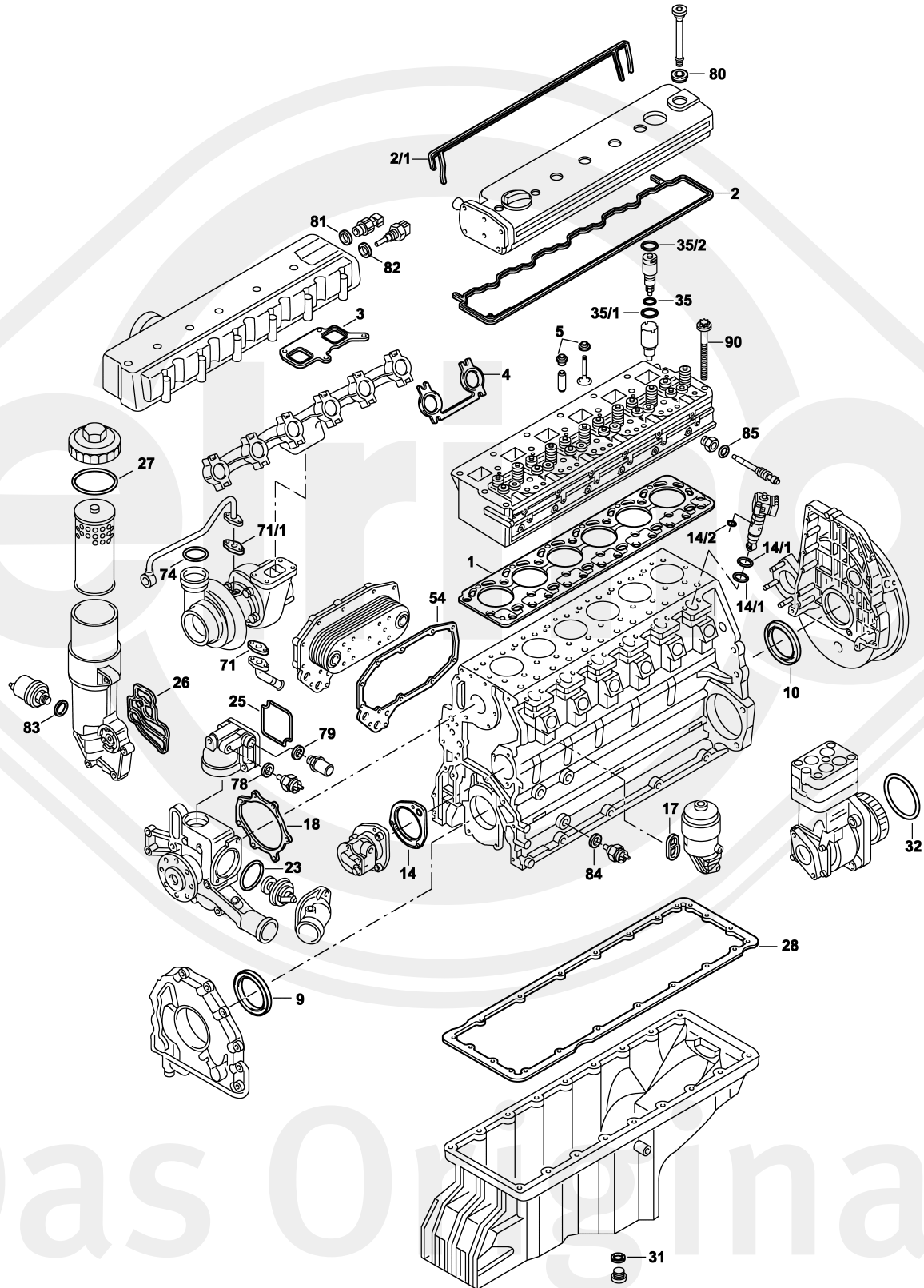




Das Original

Mercedes-Benz

OM 906 LA



Das Original

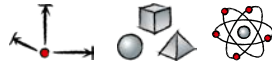


902.910-921 | 923-927 | 930-936

906.910-941 | 944-968 | 970 | 971 | 973-995 | 998 | 999

909.900 | 901 | 910 | 911 | 920 | 921 | 960 | 970 | 971

926.938



S *	058.553	1x	-	-	
ES	075.455	1x	906 010 87 21 +906 016 04 21	-	
ES	074.845	1x	906 010 88 20 +906 016 07 21	-	
CS *	446.930	1x	906 010 45 05	-	
ZKHS	075.520	1x	-	-	
ZKHS	136.970	1x	-	-	
SZ	066.400	1x	906 017 02 60	-	incl. 000.230/074.870/124.870
SZ	690.190	1x	906 017 08 60	-	incl. 000.230/074.870/835.160
ZKS	060.190	1x	906 016 07 69 (14x)	M16x2x149	-
LPS	151.450	1x	000 130 68 15	238 ccm 352 ccm	Wabco 411 151 003 0 411 154 000 0 906 130 11 15/906 130 12 15
WPS	397.350	1x	-	-	incl. 397.280
TLS	715.640	1x	-	-	-
1	082.734	1x	906 016 14 20	∅ 103,5 mm $\frac{\pm}{\text{H}}$ 1,20 mm	-
1	434.980	1x	-	∅ 103,5 mm $\frac{\pm}{\text{H}}$ 1,50 mm	-
2	050.320	1x	906 016 06 21	-	
2	074.790	1x	000 016 05 21	-	
2/1	050.270	1x	906 016 04 21	-	
2/1	304.310	1x	906 016 07 21	-	
3	402.001	3x	906 141 01 80	Metaloseal	-
3	489.870	6x	904 141 02 80	FPM	-
4	412.603	3x	906 142 02 80	-	-
4	475.170	3x	926 142 00 80	-	-
5	294.110	18x	906 053 01 58	8x10,8/14,2x10 FPM	→ 041955
5	104.380	18x	906 053 03 58	8x12/15,4x9,5 FPM	041956 →
9	445.591	1x	022 997 76 47	78x104x11 AW/BS RD PTFE	-
10	445.600	1x	021 997 53 47	115x140x13 AW/B RD PTFE	-
10	354.090	1x	025 997 50 47	115x140x12 ASW LD PTFE/ACM	-

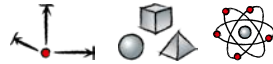








902.910-921 | 923-927 | 930-936

906.910-941 | 944-968 | 970 | 971 | 973-995 | 998 | 999

909.900 | 901 | 910 | 911 | 920 | 921 | 960 | 970 | 971

926.938



14	002.070	1x	906 091 05 80	-	-
14/1	447.011	6x	028 997 56 48	37,8x2,62 FPM RD	
14/1	356.280	6x	028 997 56 48	36x2,62 FPM RD	
14/2	447.020	6x	023 997 68 48	9x2,5 FPM RD	-
17	445.650	1x	002 094 15 80	-	-
18	201.091	1x	906 201 00 80	EWP/soft material	-
18	397.280	1x	014 997 28 45	Elastomer/Rubber/Caoutchouc/ Goma	-
23	088.872	2x	020 997 11 48	60x4,2 EPDM RD	-
25	445.581	1x	906 203 01 76	EPDM	-
25	476.220	1x	906 203 01 80	-	
26	445.350	1x	906 184 02 80	-	-
27	147.760	1x	019 997 36 48	91x4 ACM RD	-
28	757.321	1x	906 014 09 22	EWP/soft material	-
28	104.440	1x	906 014 06 22	-	
28	125.810	1x	906 014 05 22	ACM	-
29		1x	906 997 00 45	-	-
31	133.400	1x	007603 026101	26x32x2 CU A	-
32	447.030	1x	024 997 21 48	118x3 ACM RD	-
35	124.870	6x	906 017 02 60	7x15,1x1,5 CU PR	->  056812
35	535.160	6x	906 017 08 60	7x14,9x17,4 CU PR	-
35/1	074.870	6x	541 997 07 45	25x3,7 FPM RD	-
35/2	000.230	6x	541 997 05 45	20,9x3 FPM RD	-
54	215.070	1x	906 188 02 80	-	-
54/1	717.470	1x	000 188 33 80	-	-
71	756.866	1x	442 187 00 80	EWP/soft material	-
71	527.090	1x	541 187 00 80	Metaloseal	-
71/1	756.874	1x	442 187 01 80	-	-
74	268.402	1x	028 997 63 48	44x4 FPM RD	-
78	115.100	1x	007603 014106	14x20x1,5 CU A	-
79	125.105	1x	007603 020103	20x26x1,5 CU A	-

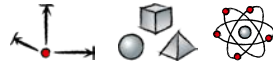




902.910-921 | 923-927 | 930-936

906.910-941 | 944-968 | 970 | 971 | 973-995 | 998 | 999

909.900 | 901 | 910 | 911 | 920 | 921 | 960 | 970 | 971

926.938



80	445.570	7x	906 016 00 80	-	 AL
80	074.820	7x	000 016 00 40	-	 PLASTIC
81	125.105	1x	007603 020103	20x26x1,5 CU A	-
82	243.205	1x	007603 014104	14x20x1,5 AL A	-
83	805.020	1x	000000 001072	20x26x1,5 CU/ZNN A	-
84	804.980	1x	000000 001069	14x20x1,5 CU/ZNN A	-
85	761.559	6x	541 997 06 45	11x3 FPM RD	-
90	060.190	1x	906 016 07 69	M16x2x149	-